



Critical Access Hospital Community Profiles

Demo Reference Slides- Care Coordination, Mutual Value, Operations
& Finance for Rural Communities

NC CAH Statewide Meeting Presentation

Elizabeth Mizelle, MPH, Director of Measurement

August 26, 2020

Uniting hospitals, health systems and care providers for healthier communities

© 2018 NCHA | All rights reserved



Care Coordination

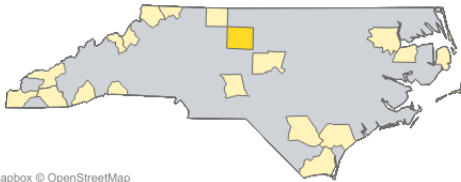
Mutual Value

Operations and Finance

Care Coordination: How does care coordination fit your organization and what is your target market?

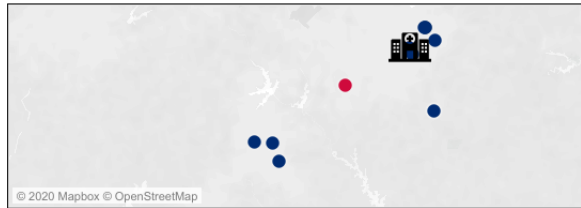


Hippocrates Memorial Hospital
Guilford County
Cone Health



© 2020 Mapbox © OpenStreetMap

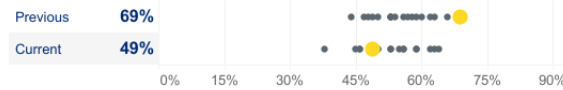
NCSTeP / Safety net / Farmworker Sites



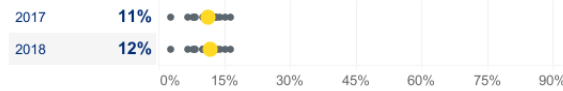
© 2020 Mapbox © OpenStreetMap

Location Type	Location	
Federally Qualified Health Center	Family Medicine at Arling...	●
	Family Medicine at Brent...	●
	Family Medicine at Com...	●
	Family Medicine at Euge...	●
	Pediatrics at Wendover	●
Federally Qualified Health Center (FQHC)	Triad Adult And Pediatric ...	●
Free and Charitable Clinic	Community Clinic of High...	●
	Medication Assistance Pr...	●
	Medication Assistance Pr...	●
	Mustard Seed Communit...	●
Health Department	Guilford County Dhhs-De...	●
Local Health Department	Guilford County Health D...	●

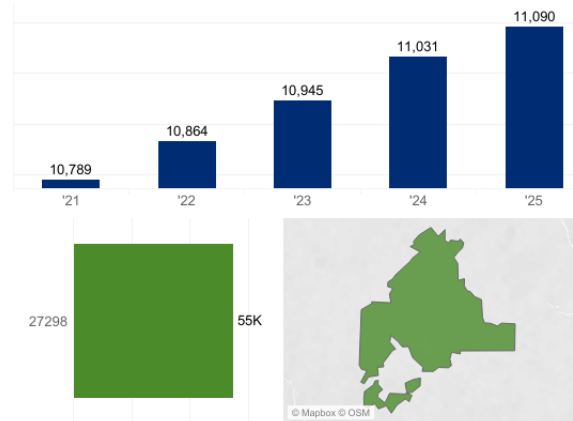
Care Transitions



30-day all-cause readmission rate

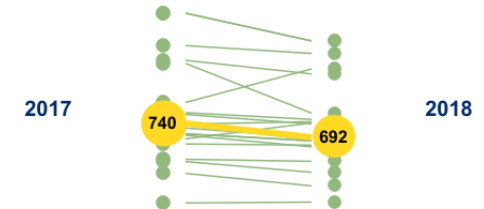


5-year Insurance estimates forecasted lives covered



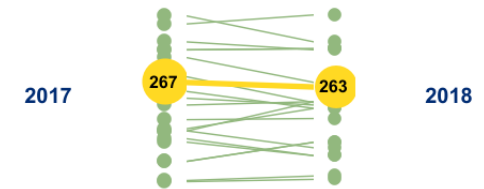
Emergency Department Visits

per 1,000 Medicare Beneficiaries



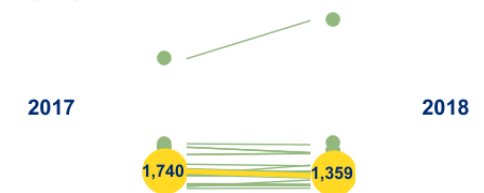
IP Covered Stays

per 1,000 Medicare Beneficiaries



Medicare Shared Savings Program ACO Assigned

Population by county





Care Coordination

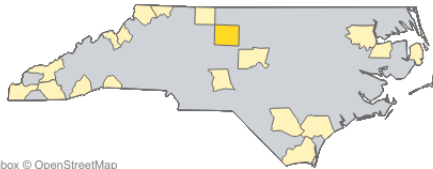
Mutual Value

Operations and Finance

Mutual Value: What is the mutual value to a community based or social service organization to partnering with your health system?

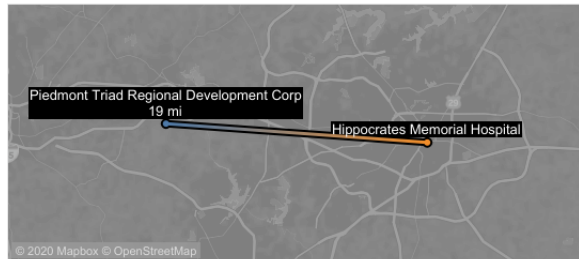


Hippocrates Memorial Hospital
Guilford County
Cone Health



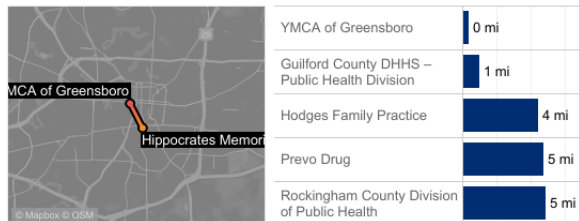
© 2020 Mapbox © OpenStreetMap

Proposed regional lead pilot entity



Piedmont Triad Regional Development Corp	19 mi
Duke University Health System dba WD4C	59 mi

Accredited National DPP Sites



Uninsured adults
Ages 19-64

14.5 %


Substandard housing rates

32.2%


FQHCs
per 100,000 population

1.23 %


Individuals under 65 with high out-of-pocket costs
Rate per 10,000



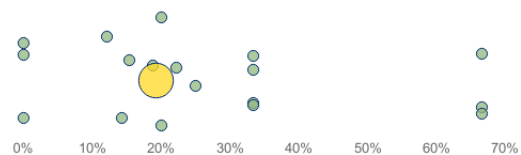
Percent not seeking care due to cost



Adults reporting fair or poor health



Food deserts with limited vehicles



Percent Single parent households

2019 **40.0 %**
2020 **40.1 %**

Children eligible for free/reduced lunch

2019 **61.8 %**
2020 **60.5 %**

Median Household Income

2017 **\$52,300**
2018 **\$51,072**


Leading causes of mortality

2016 **Cancer - All Sites**
2017 **Cancer - All Sites**
2018 **Cancer - All Sites**


Recent CHNA Priorities

	CAH	Cou..
Healthy Eating/Active Living	1	1
Social Determinants of Health	2	2
Behavioral Health	3	3
Maternal and Child Health	4	4


8 + days mental distress per month



Consumed fruits, vegetables or beans 5 or more times a day



Health Information Exchange Use





Care Coordination

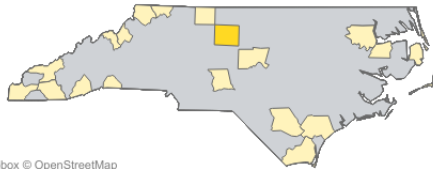
Mutual Value

Operations and Finance

Operations and Finance: What will it take to operationalize and finance care coordination in your health system?



Hippocrates Memorial Hospital
Guilford County
Cone Health



© 2020 Mapbox © OpenStreetMap

IP/OP discharge 5-year estimate

	Current	5 Year Estimate
	27298	1,166.92
		1,176.94



© Mapbox © OSM

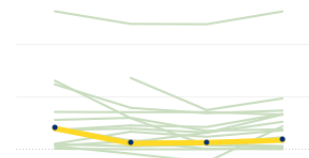
Total operating expenses

2018	
\$30,871,642	
Standardized Risk-Adjusted Per Capita Costs	
2017	2018

Guilford	9,133	9,302
North Carolina		20,300

Days Cash on Hand


2014	2015	2016	2017
39.81	11.21	12.74	17.40



Change in avoidable IP Utilization

		CAH	County
Total	2018	646	56,719
	2019	487	57,324
Non PQI90	2018	253	50,954
	2019	140	51,126
Medicare PQI90	2018	109	3,709
	2019	97	4,014
Medicaid PQI90	2018	59	738
	2019	90	817
Private Commercial PQI90	2018	101	641
	2019	60	663
Self Pay PQI90	2018	60	569
	2019	79	593
Other payer PQI90	2018	64	108
	2019	21	111

Outmigration



Health Professional Shortage Area Scores

Total HPSA	Primary Care	Mental	Dental
0			

Rate of PCPs, mental health, dental providers per 10,000

	Primary Care Physic...	Psychologist	Dentist
2017	5.7	1.8	5.7
2018	5.8	1.7	5.8

Average length of stay for the top 5 diagnoses

Pneum & pleurisy w CC	5.2
COPD w exacerbation	2.3
Urinary tract infection site NOS	4.2
COPD w acute lower respiratory infection	2.9
Noninfective gastroenteritis & colitis NOS	2.8

Medicare enrollees age 65-75 having blood lipids

	Guilford	North Carolina
Black	79 %	70 %
White	83 %	70 %
Overall	82 %	70 %

Any Questions???

Thank you for your participation in this demonstration. For additional questions regarding the CAH Profiles please contact:

Shakeerah McCoy, Director of Rural Health Innovation at smccoy@ncha.org