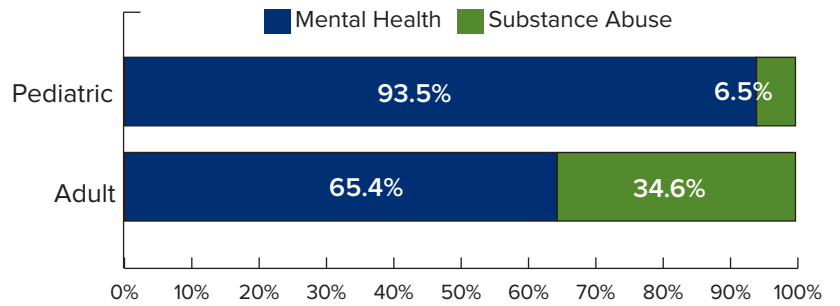


In 2022, **4%** of Emergency Department (ED) visits were for behavioral health.

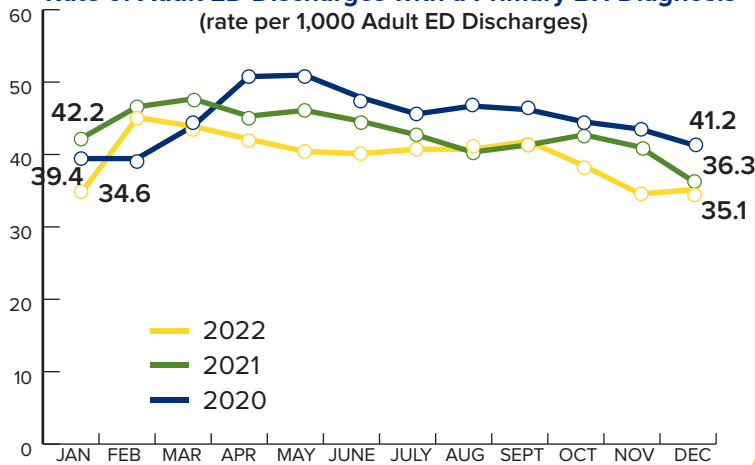
# Behavioral Health Emergency Department Utilization Dashboard

## Mental Health and Substance Abuse Encounters Emergency Department Discharges with a Primary Behavioral Health Diagnosis

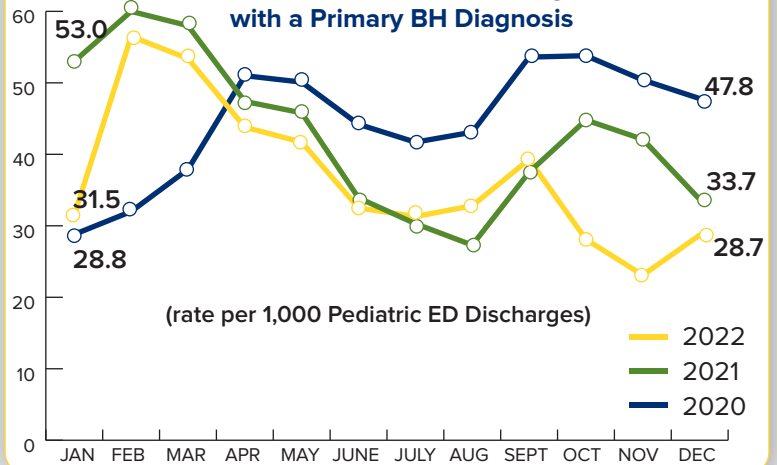


Of those who came to the ED, **21% of adults** and **10% of kids** received inpatient care for their behavioral health condition.

### Rate of Adult ED Discharges with a Primary BH Diagnosis (rate per 1,000 Adult ED Discharges)

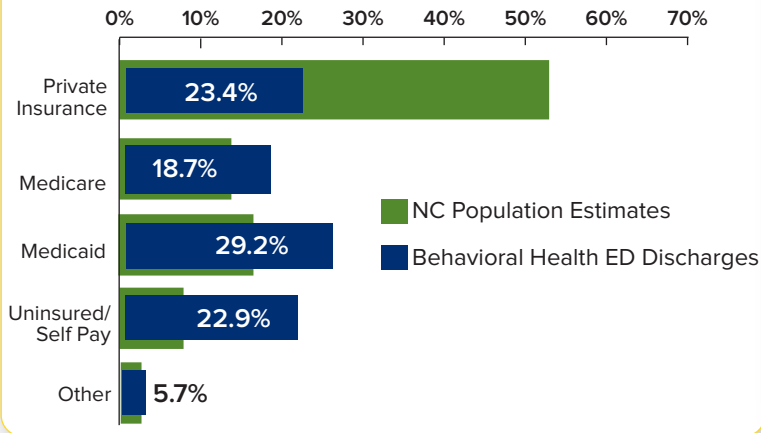


### Rate of Pediatric ED Discharges with a Primary BH Diagnosis (rate per 1,000 Pediatric ED Discharges)

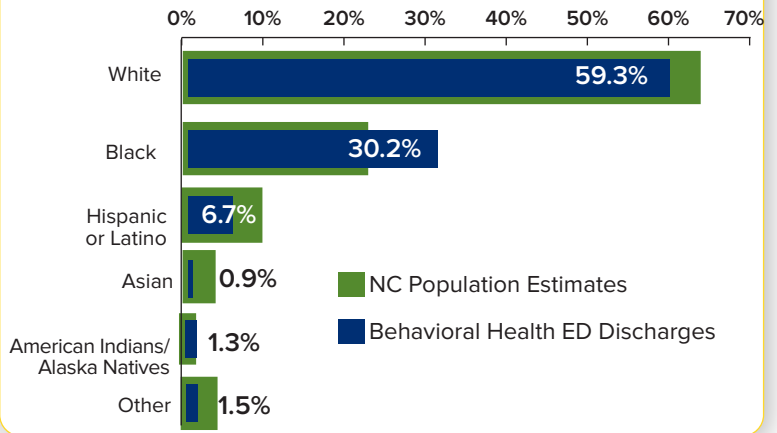


Hospital EDs see a disproportionate number of patients who are uninsured, receive Medicaid and are Black.

### Behavioral Health ED Discharges by Primary Insurance Coverage, 2022

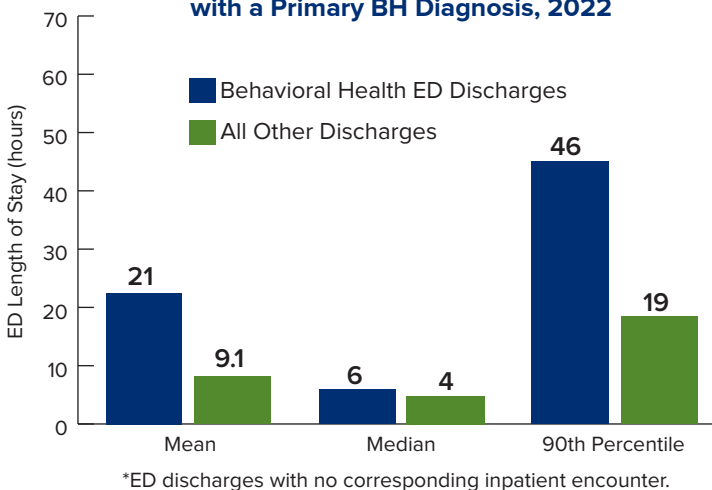


### Behavioral Health ED Discharges by Race/Ethnicity, 2022



It takes behavioral health patients longer to be discharged from the ED than other patients. For adults the median time to discharge is **1.5 times** longer, and for kids it's **1.75 times** longer.

### Length of Stay in Hours for Adult ED Discharges\* with a Primary BH Diagnosis, 2022



### Length of Stay in Hours for Pediatric ED Discharges\* with a Primary BH Diagnosis, 2022

