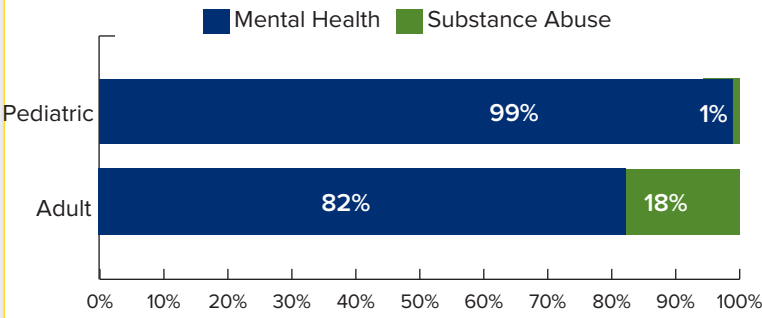


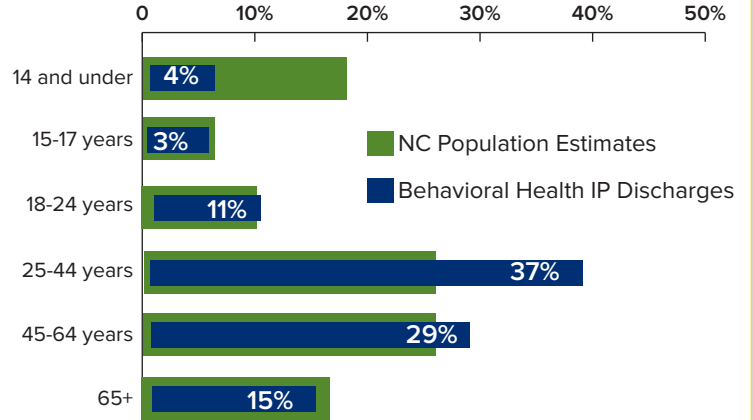
In 2022, **7%** of Inpatient hospitalizations (IP) were for behavioral health. Of those **1,075,976 visits**, the majority were for Mental Health, and a smaller percentage for Substance Abuse. People between ages 25-44 have the most inpatient hospitalizations compared to the percent of that age group in the NC population.

### Inpatient Discharges with a Primary Behavioral Health Diagnosis, 2022



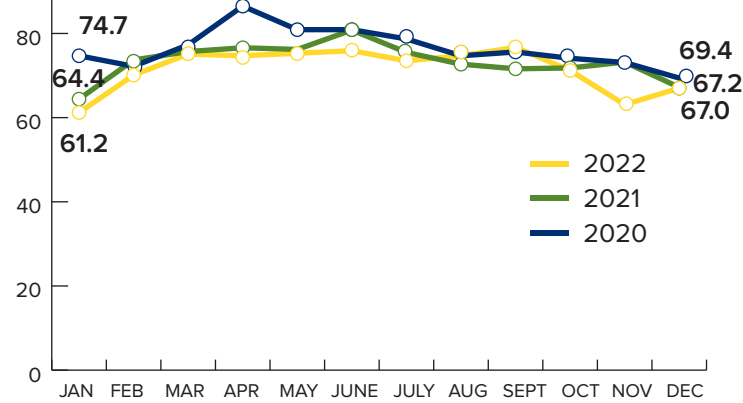
In 2022, **7%** of Inpatient hospitalizations were for behavioral health.

### Behavioral Health Inpatient Discharges by Age Group, 2022

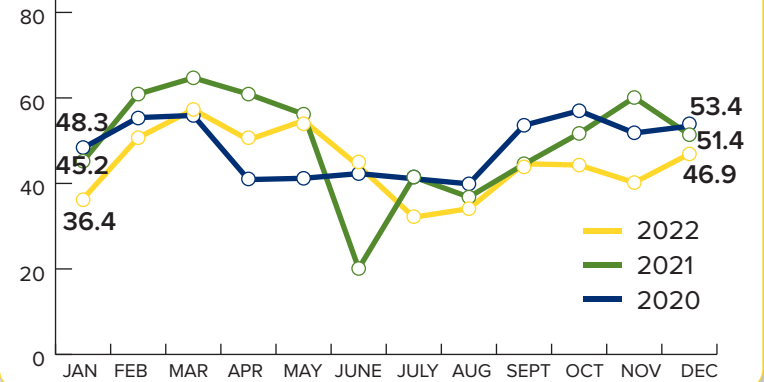


Rates of inpatient hospitalization for behavioral health has remained fairly consistent over the past three years for adults and has decreased slightly in 2022 for pediatric patients.

### Rate of Adult Inpatient Discharges with a Primary BH Diagnosis (rate per 1,000 Adult Inpatient Discharges)

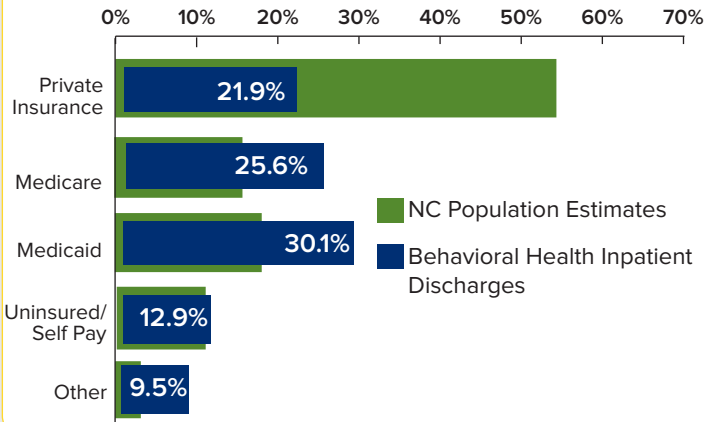


### Rate of Pediatric Inpatient Discharges with a Primary BH Diagnosis (rate per 1,000 Pediatric Inpatient Discharges)

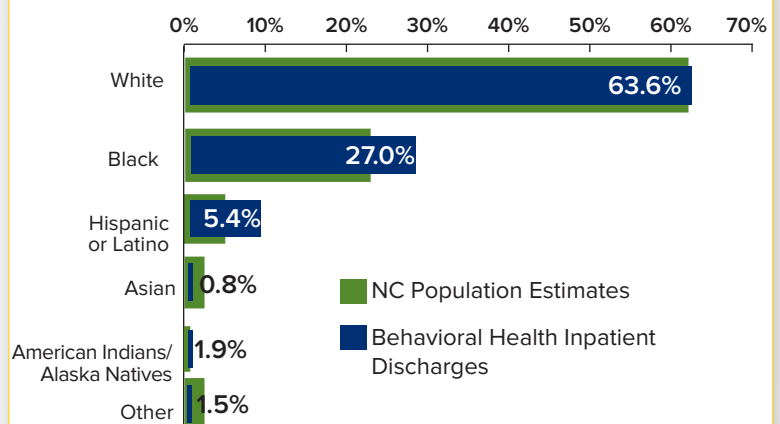


Hospitalizations for behavioral health are higher than the population for patients who are Black and whose primary payer is Medicare or Medicaid.

### Behavioral Health Inpatient Discharges by Primary Insurance Coverage, 2022

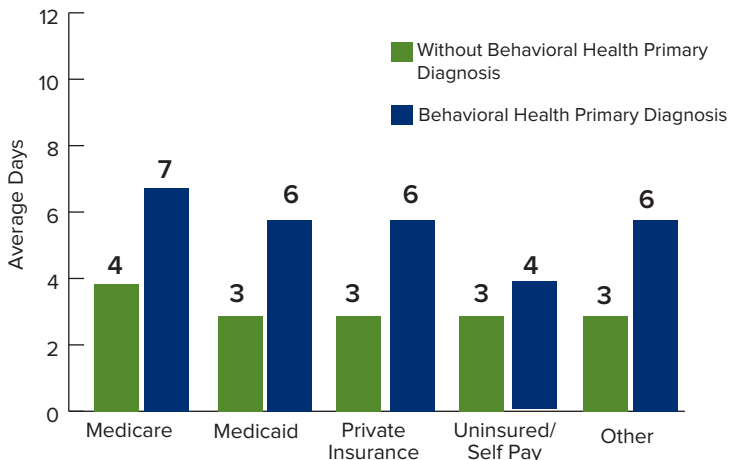


### Behavioral Health Inpatient Discharges by Race/Ethnicity, 2022



Average length of stay is longer for behavioral health patients than those with other conditions across payers. It is especially high for Medicare patients.

### Adult Inpatient Length of Stay, NC Hospitals 2022



### Pediatric Inpatient Length of Stay, NC Hospitals 2022

